

**CHUBB
INSURANCE**



250W~270W

MONOCRYSTALLINE MODULE 60x6"

Characteristics & Performance

- Use of only certified materials at highest quality standards.
- The process of cell and module production is fully automated with 100% quality control and product traceability.
- Heavy load mechanical resistance: TÜV certified (5400Pa tested against snow and 2400Pa test against wind)
- Excellent performances even during low solar radiation
- Guaranteed positive tolerance 0 to +3% of power for each module

Certifications for Incentives

■ Quality, Environment, Health & Safety

ISO9001:2008, ISO14001:2004, OHSAS18001:2007
Full Member PV Cycle Association AISBL

■ Product Certifications

Quality and Robustness: IEC61215:2005
Safety: IEC61730 -1/-2, MCS, CEC
Resistance to salt corrosion (salt fog): IEC61701:2000
Resistance to ammonia fumes: Ammonia Resistance Test

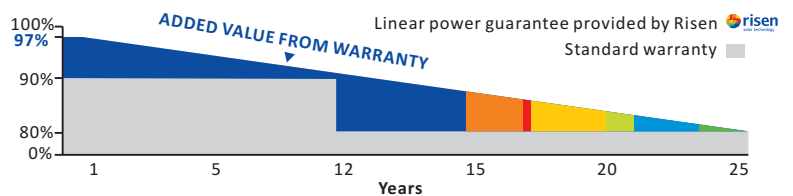
25 Year Linear Power Guarantee

■ Commercial

12 years on material and manufacturing defects

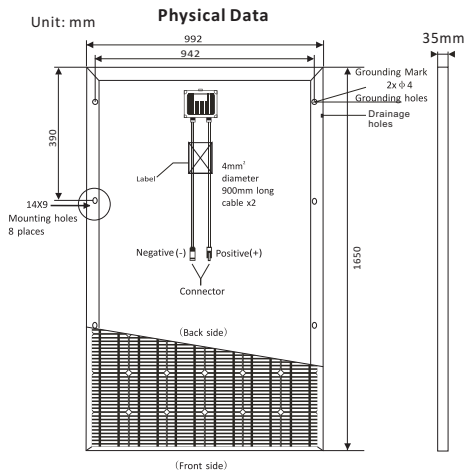
■ Performance

Power not less than 90% of power peak during the first 12 years
Power not less than 80% of power peak during the subsequent 13 years.



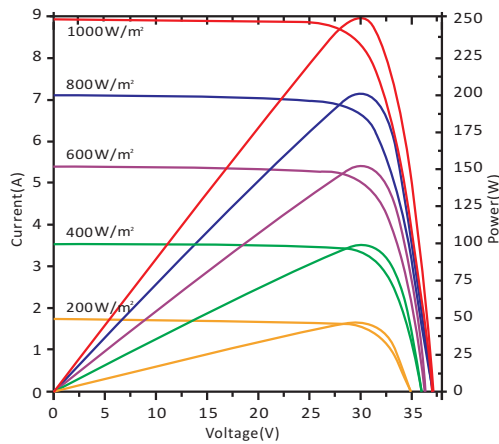
RISEN ENERGY CO., LTD.
Tashan Industry Zone Meilin, Ninghai
315609, Ningbo China
T +86 574 59953215
F +86 574 59953599
info@risenenergy.com
www.risenenergy.com



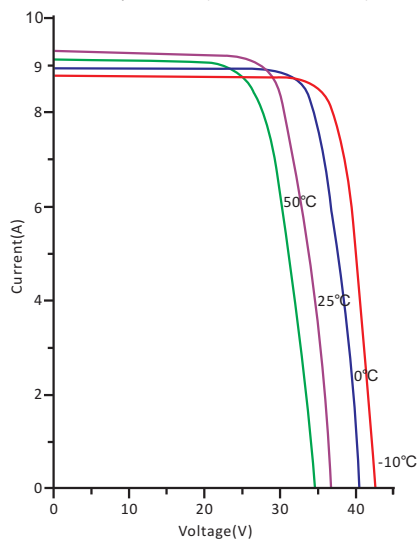


RSM60-6-250M

Electrical characteristics at different irradiances (25°C)



I-V characteristics at different cell temperatures (AM1.5, 1000W/m²)



Electrical Characteristics at STC

Type		RSM60-6-250M	RSM60-6-255M	RSM60-6-260M	RSM60-6-265M	RSM60-6-270M
Maximum Power	Pmax(W)	250W	255W	260W	265W	270W
Tolerance Value for Power	%	0~+3%	0~+3%	0~+3%	0~+3%	0~+3%
Maximum Power Voltage	Vmpp(V)	30.30	30.40	30.60	30.70	30.80
Maximum Power Current	Impp(A)	8.26	8.39	8.50	8.63	8.77
Open Circuit Voltage	Voc(V)	37.50	37.70	37.90	38.20	38.40
Short Circuit Current	Isc(A)	8.90	9.05	9.12	9.14	9.26
Module Efficiency	η	>15.27%	>15.58%	>15.88%	>16.19%	>16.50%

Performance at STC: Irradiance of 1000W/m², Module temperature 77±3.6[°]T (25±2[°]C) AM 1.5

Electrical Characteristics at NOCT

Type		RSM60-6-250M	RSM60-6-255M	RSM60-6-260M	RSM60-6-265M	RSM60-6-270M
Maximum Power	Pmax(W)	186.65	190.14	193.44	197.16	200.88
Maximum Power Voltage	Vmpp(V)	27.31	27.45	27.51	27.63	27.71
Maximum Power Current	Impp(A)	6.83	6.92	7.03	7.14	7.25
Open Circuit Voltage	Voc(V)	33.30	33.48	33.51	33.70	33.79
Short Circuit Current	Isc(A)	7.42	7.48	7.66	7.76	7.90

Performance at NOCT: Irradiance 800W/m², Ambient temperature 20[°]C, Wind speed 1m/s

Temperature Coefficients(Tc)

NOCT(Nominal Operating Cell temperature)	45±2 [°] C
Temperature Coefficient of VOC(β)	-0.33%/°C
Temperature Coefficient of ISC(α)	+0.03%/°C
Temperature Coefficient of Pmax	-0.41%/°C

Permissible Operating Conditions

Maximum System Voltage	1000 V
Operating Temperature Range	-40 [°] C ~ +85 [°] C
Maximum Surface Load Capacity	Test up to 5400Pa according to IEC61215 (Advanced test)
Resistance Against Hail	Maximum diameter of 1in.(25mm) impact speed of 51.5mph(23m/s)

Mechanical specifications

Cells	Monocrystalline cell,6"(6x10)
Junction Box	IP67,combined with 3 by-pass diodes
Front Glass Thickness	3.2mm
Connecting Cable/Connector	MC4 compatible connector/4mm ² diameter, 900mm length
Frame Dimension	1650x992x35mm
Weight	20.0KG

Packing Features

Frame Height	35mm
Qty/Pallet (PCS)	29
Qty/40HC container (PCS)	812